

V.19-V.20



ZHEJIANG POWERTEK TECHNOLOGY CO.,LTD

Tel: 86-574-62766828 Fax: 86-574-62766677 62766699
E-mail: Ldc@Landgp.cn Http://www.china-land.com

SCAN FOR
MORE INFORMATION



LAND GROUP
— FOR NEXT MIRACLE —

**HIGH PRESSURE
WASHER**



CONTENT

COMPANY PROFILE 01	HP19160MHR HP19166MHR HP19190MHR 06	HP1714SLC 07	HP1714HLC 08	HP18170BH-R HP18210BH-R HP18240BH-R 09
HP18170BH HP18210BH HP18240BH 10	HP18145MH HP18160MH HP18166MH HP18146MH HP18190MH 11	HP18145MHR HP18160MHR HP18166MHR HP18146MHR HP18190MHR 12	HP18140SL HP18160SL 13	HP18145M HP18160M HP18166M HP18146M HP18190M 14
HP12160H /HR HP12166H /HR HP12190H /HR 15	HP12160S1/52/ RS1/RS2 HP12166S1/52/ RS1/RS2 HP12190S1/52/ RS1/RS2 16	HP11140L HP11160L HP11140XS HP11160XS 17	HP11140DS HP11160DS 18	HP10170 HP10175 19
HP9175 HP9161 HP9142 HP9146 HP9166 20	HP9150 HP9170 HP9210 21	HP9140 HP9170 HP9180 22	HP9145(A) HP9160(A) 23	HP8140 HP8180 24
HP8170 HP8210 25	HP8145(A) HP8160(A) 26	HP7145(A) HP7160(A) 27	HP6140 28	HP6170 29
HP5145 HP5160 30	HP2130 31	ACCESSORIES 32-33		

COMPANY PROFILE

LAND was established in 1991, Which is an excellent manufacturer specialized in High Pressure Washer.

Strong Develop Strength:

Professional engineer team with strong ability responsible for quality, technology and design. will develop according to the drawing or sample from clients, providing with competitive the quality products to global market.

Strong Brand & Advantage Superior Quality:

LAND is Registered brand in over 50 countries; China Famous Export Brand ;China Renowned Trademark;
LAND GROUP Obtained more than 140 international patents The products own many international certificates such as GS,CE,EMC,UL,ETL,SAA,ROHS, CCC etc. approvals to facilitate emtry into 100 countries

Management Innovation:

We are the **first** enterprise in the same field in China to own both certificates ISO9001 and ISO14001 We have introduced ERP management system, 6S workshop manage mode and JIT production management mode into practice.Continually 8 year considered as a tier one management export company.

Great Developing Potential:

As an excellent manufacturer specialized in **high pressure washer** and the chief of Hardware tools vocation in China we are persisting into the slogan'renewing for everlasting, credit to succeed' With strong and creative engineering team. professional madceting team. experienced managing team, with the continuously upgraded general strength. this group is developing quickly.

Service Purpose:

To satisfy customers is our everlasting pursuit. We tryto be the best supplier in your heart

LANDGROUP
ZHEJIANG POWERTEK TECHNOLOGY CO.,LTD

WORKING PRINCIPLE

Land high pressure washer change the pressure from water tap several hundred even thousand atmospheric pressure. through three high-pressure plunger pump. by the special nozzle. and shoot up the high concentrated water at tremendous speed. high pressure water washing the surface. water impact force is larger than adhesion force between dirt and object surface. high pressure water will peel off and sweep away the dirt. reach to clean the object surface.



MULTI-PURPOSE OF WIDE APPLICATION

Content Customer Needs

Wash the car, motorbike, electric motor car and other vehicles; spray garden and park; spray liquid medicine, disinfect and other sprays; wash the exterior of houses, windows, lawn, bathing pool,toilet and other corners which is difficult to clean; wash the special place, like blind hole, groove.



LAND[®]

PRESSURE WASHER



LONGER LIFE SERVICE
HIGHER PRESSURE
USES 80% LESS WATER

5mins

Full speed washing your car



website & video



18 Series HIGH PRESSURE WASHER



NEW

HIGH PRESSURE WASHER

HP19160MHR
HP19166MHR
HP19190MHR

Patent pending

Optional Color



CONvenient
FOR MOVING



COLD WATER



FOR OCCASIONAL
USAGE



BRUSH BRACKET
(OPTIONAL)



HOSE HOLDER



BUILT-IN DETERGENT
BOTTLE



INSPECTABLE WATER
INTAKE FILTER

Recommended Standard Accessories



LD02ASPRAY GUN



LANCE



HPHOSE



With Nozzle Holder (optional equipment)

Configuration/Technical Data

	HP19160MHR	HP19166MHR	HP19190MHR
Motor	Brush	Induction	Brush
Power	1600W	1600W	1900W
Rated Pressure	90bar(1310psi)	100bar(1450psi)	110bar(1600psi)
Allowable Pressure	135bar(2000psi)	140bar(2030psi)	150bar(2200psi)
Rated Flow	6.5L/min(1.72gpm)	6.0L/min(1.59gpm)	7.0L/min(1.85gpm)
Volt(V)/Freq(Hz)	220-240V ~ 50Hz 100-120V ~ 60Hz	220-240V ~ 50Hz 100-120V ~ 60Hz	220-240V ~ 50Hz 100-120V ~ 60Hz
G.W./N.W.(kg)	9.4/7.9	16.7/15.2	10.7/9.2
Packing Size(mm)	335*315*792	335*315*792	335*315*792
Load Quantity(pcs)	816pcs/40H 710pcs/40 344pcs/20	816pcs/40H 710pcs/40 344pcs/20	816pcs/40H 710pcs/40 344pcs/20

※ Max water temperature: 60°C

Features

- 3 Axial-piston wobble-plate pump
- Tempered stainless steel plungers
- Automatic safety valve with pressure shut-off at pump head
- With induction motor, longer life time
- Electric motor with overload cutout
- 2-rate water flow adjustment
- 2 steps pressure washer gun, can use the soap cleaning function when in lower pressure step
- The machine stops automatically after the water gun stops(auto-stop function)
- Power supply cord length 5m(Standard Equipment)
- Built-in detergent bottle

Configuration/Technical Data

	HP1714SLC	HP1714HLC
Motor	Brush	Brush
Power	1400W	1400W
Rated Pressure	70bar(1050psi)	70bar(1050psi)
Allowable Pressure	105bar(1550psi)	105bar(1550psi)
Rated Flow	5.0L/min(1.32gpm)	5.0L/min(1.32gpm)
Volt(V)/Freq.(Hz)	220-240V ~ 50Hz 100-120V ~ 60Hz	220-240V ~ 50Hz 100-120V ~ 60Hz
G..W./N..W.(kg)	5.4/4.7	5.4/4.7
Packing Size(mm)	297×270×465	297×270×465
Load Quantity(pcs)	1859pcs/40'H 1659pcs/40' 809pcs/20'	1859pcs/40'H 1659pcs/40' 809pcs/20'

※ Max water temperature: 60°C

Reference Symbol:"S"-Small "L"-Wheel "C"-Brush

HIGH PRESSURE WASHER

HP1714SLC
HP1714SC

Patent pending

Optional Color



Recommended Standard Accessories



LDG04 SPRAY GUN



LANCE



HP HOSE



EASY FOR CARRYING ACCESSORIES HOLDER WITH WHEEL FOR OCCASIONAL USAGE COLD WATER INSPECTABLE WATER INTAKE FILTER

Features

- 3 Axial-piston wobble-plate pump
- Tempered stainless steel plungers
- Automatic safety valve with pressure shut-off at pump head with brush motor, lighter weight
- Electric motor with overload cutout
- 2-rate water flow adjustment
- The machine stops automatically after the water gun stops
- Power supply cord length 5m (Standard Equipment)

NEW

HIGH PRESSURE WASHER

HP1714HLC
HP1712

Patent pending

Optional Color



Recommended Standard Accessories



LDG04 SPRAY GUN



LANCE



HP HOSE

Configuration/Technical Data

	Hp1712SC	Hp1712SLC	Hp1712HLC
Motor	Brush	Brush	Brush
Power	1200w	1200w	1200w
Rated Pressure	60bar(870psi)	60bar(870psi)	60bar(870psi)
Allowable Pressure	90bar(1300psi)	90bar(1300psi)	90bar(1300psi)
Rated Flow	5.0L/min(1.32gpm)	5.0L/min(1.32gpm)	5.0L/min(1.32gpm)
Volt(V)/Freq.(Hz)	220-240V ~ 50Hz 100-120V ~ 60Hz	220-240V ~ 50Hz 100-120V ~ 60Hz	220-240V ~ 50Hz 100-120V ~ 60Hz
G..W./N..W.(kg)	5.7/4.9	5.7/4.9	5.7/4.9
Packing Size(mm)	385×270×465	285×270×465	297×270×465
Load Quantity(pcs)	1919pcs/40'H 1719pcs/40' 839pcs/20'	1919pcs/40'H 1719pcs/40' 839pcs/20'	1859pcs/40'H 1659pcs/40' 809pcs/20'

※ Max water temperature: 60°C

Reference Symbol:"B"-Big "H"-Handle

Features

- 3 Axial-piston wobble-plate pump
- Tempered stainless steel plungers
- Automatic safety valve with pressure shut-off at pump head with brush motor, lighter weight
- Electric motor with overload cutout
- 2-rate water flow adjustment
- The machine stops automatically after the water gun stops
- Power supply cord length 5m (Standard Equipment)

Configuration/Technical Data

	HP18170BHR	HP18210BHR	HP18240BHR
Motor	Induction	Induction	Induction
Power	1700W	2100W	2400W
Rated Pressure	110bar(1600psi)	120bar(1750psi)	140bar(2030psi)
Allowable Pressure	150bar(2200psi)	180bar(2610psi)	210bar(3050psi)
Rated Flow	6.7L/min(1.77gpm)	7.0L/min(1.85gpm)	7.0L/min(1.85gpm)
Volt(V)/Freq.(Hz)	220-240V ~ 50Hz 100-120V ~ 60Hz	220-240V ~ 50Hz 100-120V ~ 60Hz	220-240V ~ 50Hz 100-120V ~ 60Hz
G.W./N.W.(kg)	18.7/17.0	20.1/18.4	24.1/22.4
Packing Size(mm)	350×335×905	350×335×905	350×335×905
Load Quantity(pcs)	628pcs/40'H 543pcs/40' 271pcs/20'	628pcs/40'H 543pcs/40' 271pcs/20'	628pcs/40'H 543pcs/40' 271pcs/20'

※ Max water temperature: 60°C

Reference Symbol: "B"-Big "H"-Handle "R"-Reel

HIGH PRESSURE WASHER

HP18170BHR
HP18210BHR
HP18240BHR

Patent pending

Recommended Standard Accessories



LDG02A SPRAY GUN



LANCE



HP HOSE

Apply to HP18240BHR



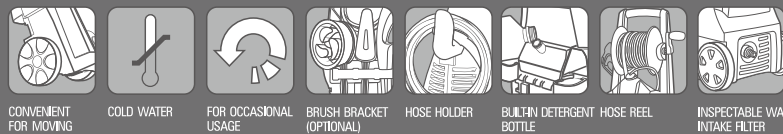
LDG01 SPRAY GUN



LANCE



With Nozzle Holder(optional equipment)



Features

- 3 Axial-piston wobble-plate pump
- Tempered stainless steel plungers
- Automatic safety valve with pressure shut-off at pump head
- With induction motor, longer life time
- Electric motor with overload cutout
- A variety of panel color options
- 2-rate water flow adjustment
- 2 steps pressure washer gun, can use the soap cleaning function when in lower pressure step(optional)
- The machine stops automatically after the water gun stops(auto-stop function)
- Power supply cord length 5m(Standard Equipment)
- Built-in detergent bottle



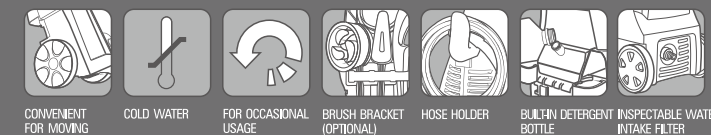
NEW

HIGH PRESSURE WASHER

HP18170BH
HP18210BH
HP18240BH

Patent pending

Optional Color



Recommended Standard Accessories



LDG02A SPRAY GUN



LANCE



HP HOSE



With Nozzle Holder(optional equipment)

Apply to HP18240BH



LDG01 SPRAY GUN



LANCE

Configuration/Technical Data

	HP18170BH	HP18210BH	HP18240BH
Motor	Induction	Induction	Induction
Power	1700W	2100W	2400W
Rated Pressure	110bar(1600psi)	120bar(1750psi)	140bar(2030psi)
Allowable Pressure	150bar(2200psi)	180bar(2610psi)	210bar(3050psi)
Rated Flow	6.7L/min(1.77gpm)	7.0L/min(1.85gpm)	7.0L/min(1.85gpm)
Volt(V)/Freq.(Hz)	220-240V ~ 50Hz 100-120V ~ 60Hz	220-240V ~ 50Hz 100-120V ~ 60Hz	220-240V ~ 50Hz 100-120V ~ 60Hz
G.W./N.W.(kg)	17.8/16.1	19.2/17.5	23.2/21.5
Packing Size(mm)	350×335×905	350×335×905	350×335×905
Load Quantity(pcs)	628pcs/40'H 543pcs/40' 271pcs/20'	628pcs/40'H 543pcs/40' 271pcs/20'	628pcs/40'H 543pcs/40' 271pcs/20'

※ Max water temperature: 60°C

Reference Symbol: "B"-Big "H"-Handle

Features

- 3 Axial-piston wobble-plate pump
- Tempered stainless steel plungers
- Automatic safety valve with pressure shut-off at pump head
- With induction motor, longer life time
- Electric motor with overload cutout
- A variety of panel color options
- 2-rate water flow adjustment
- 2 steps pressure washer gun, can use the soap cleaning function when in lower pressure step
- The machine stops automatically after the water gun stops(auto-stop function)
- Power supply cord length 5m(Standard Equipment)
- Built-in detergent bottle

Configuration/Technical Data

	HP18145MH	HP18160MH	HP18166MH	HP18146MH	HP18190MH
Motor	Brush	Brush	Induction	Induction	Brush
Power	1450W	1600W	1600W	1400W	1900W
Rated Pressure	70bar(1050psi)	90bar(1310psi)	100bar(1450psi)	95bar(1350psi)	110bar(1600psi)
Allowable Pressure	105bar(1550psi)	135bar(2000psi)	140bar(2030psi)	120bar(1750psi)	150bar(2200psi)
Rated Flow	6.0L/min(1.59gpm)	6.5L/min(1.72gpm)	6.0L/min(1.59gpm)	6.0L/min(1.59gpm)	7.0L/min(1.85gpm)
Volt(V)/Freq.(Hz)	220-240V ~ 50Hz 100-120V ~ 60Hz	220-240V ~ 50Hz 100-120V ~ 60Hz	220-240V ~ 50Hz 100-120V ~ 60Hz	220-240V ~ 50Hz 100-120V ~ 60Hz	220-240V ~ 50Hz 100-120V ~ 60Hz
G.W./N.W.(kg)	8.0/6.5	8.4/6.9	15.6/14.1	13.9/12.4	9.7/8.2
Packing Size(mm)	335×315×792	335×315×792	335×315×792	335×315×792	335×315×792
Load Quantity(pcs)	816pcs/40'H 710pcs/40' 344pcs/20'	816pcs/40'H 710pcs/40' 344pcs/20'	816pcs/40'H 710pcs/40' 344pcs/20'	816pcs/40'H 710pcs/40' 344pcs/20'	816pcs/40'H 710pcs/40' 344pcs/20'

※ Max water temperature: 60℃

Reference Symbol: "M"-Middle "H"-Handle

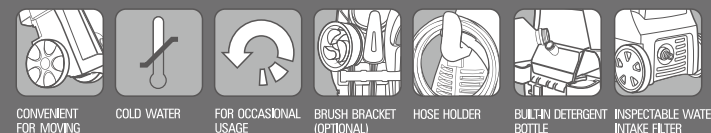
Patent pending

Recommended Standard Accessories



NEW

Optional Color
Yellow Red Blue



Features

- 3 Axial-piston wobble-plate pump
- Tempered stainless steel plungers
- Automatic safety valve with pressure shut-off at pump head
- With induction motor, longer life time
- Electric motor with overload cutout
- A variety of panel color options
- 2-rate water flow adjustment
- 2 steps pressure washer gun, can use the soap cleaning function when in lower pressure step(optional)
- The machine stops automatically after the water gun stops(auto-stop function)
- Power supply cord length 5m(Standard Equipment)
- Built-in detergent bottle



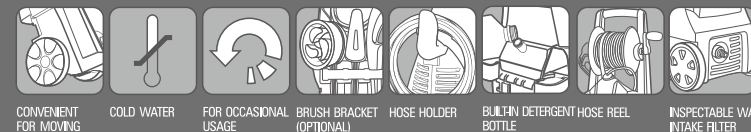
NEW

HIGH PRESSURE WASHER

HP18145MHR
HP18160MHR
HP18166MHR
HP18146MHR
HP18190MHR

Patent NO: 2014302850374

Optional Color



Recommended Standard Accessories



Configuration/Technical Data

	HP18145MHR	HP18160MHR	HP18166MHR	HP18146MHR	HP18190MHR
Motor	Brush	Brush	Induction	Induction	Brush
Power	1450W	1600W	1600W	1400W	1900W
Rated Pressure	70bar(1050psi)	90bar(1310psi)	100bar(1450psi)	95bar(1350psi)	110bar(1600psi)
Allowable Pressure	105bar(1550psi)	135bar(2000psi)	140bar(2030psi)	120bar(1750psi)	150bar(2200psi)
Rated Flow	6.0L/min(1.59gpm)	6.5L/min(1.72gpm)	6.0L/min(1.59gpm)	6.0L/min(1.59gpm)	7.0L/min(1.85gpm)
Volt(V)/Freq.(Hz)	220-240V ~ 50Hz 100-120V ~ 60Hz	220-240V ~ 50Hz 100-120V ~ 60Hz	220-240V ~ 50Hz 100-120V ~ 60Hz	220-240V ~ 50Hz 100-120V ~ 60Hz	220-240V ~ 50Hz 100-120V ~ 60Hz
G.W./N.W.(kg)	9.0/7.5	9.4/7.9	16.7/15.2	15/13.5	10.7/9.2
Packing Size(mm)	335×315×792	335×315×792	335×315×792	335×315×792	335×315×792
Load Quantity(pcs)	816pcs/40'H 710pcs/40' 344pcs/20'	816pcs/40'H 710pcs/40' 344pcs/20'	816pcs/40'H 710pcs/40' 344pcs/20'	816pcs/40'H 710pcs/40' 344pcs/20'	816pcs/40'H 710pcs/40' 344pcs/20'

※ Max water temperature: 60℃

Reference Symbol: "M"-Middle "H"-Handle "R"-Reel

Features

- 3 Axial-piston wobble-plate pump
- Tempered stainless steel plungers
- Automatic safety valve with pressure shut-off at pump head
- With induction motor, longer life time
- Electric motor with overload cutout
- A variety of panel color options
- 2-rate water flow adjustment
- 2 steps pressure washer gun, can use the soap cleaning function when in lower pressure step
- The machine stops automatically after the water gun stops(auto-stop function)
- Power supply cord length 5m(Standard Equipment)
- Built-in detergent bottle

Configuration/Technical Data

	HP18140SL	HP18160SL
Motor	Brush	Brush
Power	1400W	1600W
Rated Pressure	70bar(1050psi)	85bar(1250psi)
Allowable Pressure	105bar(1550psi)	120bar(1750psi)
Rated Flow	6.0L/min(1.59gpm)	6.0L/min(1.59gpm)
Volt(V)/Freq(Hz)	220-240V ~ 50Hz 100-120V ~ 60Hz	220-240V ~ 50Hz 100-120V ~ 60Hz
G.W./N.W.(kg)	5.5/4.7	5.9/5.1
Packing Size(mm)	260×250×485	260×250×485
Load Quantity(pcs)	2087pcs/40'H 1871pcs/40' 902pcs/20'	2087pcs/40'H 1871pcs/40' 902pcs/20'

※ Max water temperature: 60°C

Reference Symbol: "S"-Small "L"-Wheel

HIGH PRESSURE WASHER

HP18140SL
HP18160SL

Patent pending
Optional Color



Recommended Standard Accessories



LDG07 SPRAY GUN



LANCE



HP HOSE



LDG06 SPRAY GUN



LANCE



NEW



CONVENIENT FOR MOVING COLD WATER FOR OCCASIONAL USAGE ACCESSORIES HOLDER HOSE HOLDER INSPECTABLE WATER INTAKE FILTER

Features

- 3 Axial-piston wobble-plate pump
- Tempered stainless steel plungers
- Automatic safety valve with pressure shut-off at pump head
- Electric motor with overload cutout
- 2-rate water flow adjustment
- The machine stops automatically after the water gun stops(auto-stop function)



NEW

HIGH PRESSURE WASHER

HP18145M
HP18160M
HP18166M
HP18146M
HP18190M

Patent NO: 201430285036X
Optional Color



CONVENIENT FOR MOVING COLD WATER FOR OCCASIONAL USAGE BRUSH BRACKET (OPTIONAL) HOSE HOLDER BUILT-IN DETERGENT BOTTLE INSPECTABLE WATER INTAKE FILTER

Recommended Standard Accessories



LDG02A SPRAY GUN



LANCE



HP HOSE

Configuration/Technical Data

	HP18145M	HP18160M	HP18166M	HP18146M	HP18190M
Motor	Brush	Brush	Induction	Induction	Brush
Power	1450W	1600W	1600W	1400W	1900W
Rated Pressure	70bar(1050psi)	90bar(1310psi)	100bar(1450psi)	95bar(1350psi)	110bar(1600psi)
Allowable Pressure	105bar(1550psi)	135bar(2000psi)	140bar(2030psi)	120bar(1750psi)	150bar(2200psi)
Rated Flow	6.0L/min(1.59gpm)	6.5L/min(1.72gpm)	6.0L/min(1.59gpm)	6.0L/min(1.59gpm)	7.0L/min(1.85gpm)
Volt(V)/Freq.(Hz)	220-240V ~ 50Hz 100-120V ~ 60Hz	220-240V ~ 50Hz 100-120V ~ 60Hz	220-240V ~ 50Hz 100-120V ~ 60Hz	220-240V ~ 50Hz 100-120V ~ 60Hz	220-240V ~ 50Hz 100-120V ~ 60Hz
G.W./N.W.(kg)	8.5/7.5	7.9/6.7	15.1/13.9	13.7/12.2	9.2/8.0
Packing Size(mm)	335×315×605	335×315×605	335×315×605	335×315×605	335×315×605
Load Quantity(pcs)	1044pcs/40'H 911pcs/40' 455pcs/20'	1044pcs/40'H 911pcs/40' 455pcs/20'	1044pcs/40'H 911pcs/40' 455pcs/20'	1044pcs/40'H 911pcs/40' 455pcs/20'	1044pcs/40'H 911pcs/40' 455pcs/20'

※ Max water temperature: 60°C

Reference Symbol: "M"-Middle

Features

- 3 Axial-piston wobble-plate pump
- Tempered stainless steel plungers
- Automatic safety valve with pressure shut-off at pump head
- With induction motor, longer life time
- Electric motor with overload cutout
- 2-rate water flow adjustment
- 2 steps pressure washer gun, can use the soap cleaning function when in lower pressure step(optional)
- The machine stops automatically after the water gun stops(auto-stop function)
- Power supply cord length 5m(Standard Equipment)
- Built-in detergent bottle

Configuration/Technical Data

	HP12160H/HP12160HR	HP12166H/HP12166HR	HP12190H/HP12190HR
Motor	Brush	Induction	Brush
Power	1600W	1600W	1900W
Rated Pressure	90bar(1310psi)	100bar(1450psi)	110bar(1600psi)
Allowable Pressure	135bar(2000psi)	140bar(2030psi)	150bar(2200psi)
Rated Flow	6.0L/min(1.59gpm)	6.0L/min(1.59gpm)	7.0L/min(1.85gpm)
Volt(V)/Freq.(Hz)	220-240V ~ 50Hz 100-120V ~ 60Hz	220-240V ~ 50Hz 100-120V ~ 60Hz	220-240V ~ 50Hz 100-120V ~ 60Hz
G.W./N.W.(kg)	9.3/8.3	15.7/14.7	10.1/9.1
Packing Size(mm)	361×328×896	361×328×896	361×328×896
Load Quantity(pcs)	652pcs/40'H 574pcs/40' 280pcs/20'	652pcs/40'H 574pcs/40' 280pcs/20'	652pcs/40'H 574pcs/40' 280pcs/20'

※ Max water temperature : 60℃

Reference Symbol: "R"-Reel "H"-Big handle

Recommended Standard Accessories



LDG02A SPRAY GUN

LANCE

HP HOSE

HIGH PRESSURE WASHER

HP12160H/12160HR
HP12166H/12166HR
HP12190H/12190HR

Patent NO: 201230187662.6
Practicality Patent NO:201220505262.X
Invention Patent NO:201210371267.2

Optional Color



HIGH PRESSURE WASHER

HP12160
HP12166
HP12190

Patent NO: 201230187662.6
Practicality Patent NO:201220505262.X
Invention Patent NO:201210371267.2

Optional Color



Recommended Standard Accessories



LDG02A SPRAY GUN

LANCE

HP HOSE

Configuration/Technical Data

	Hpl2160	Hpl2166	Hpl2190
Motor	Brush	Induction	Brush
Power	1600W	1600W	1900W
Rated Pressure	90bar(1310psi)	100bar(1450psi)	110bar(1600psi)
Allowable Pressure	135bar(2000psi)	140bar(2030psi)	150bar(2200psi)
Rated Flow	6.0L/min(1.59gpm)	6.0L/min(1.59gpm)	7.0L/min(1.85gpm)
Volt(V)/Freq.(Hz)	220-240V ~ 50Hz 100-120V ~ 60Hz	220-240V ~ 50Hz 100-120V ~ 60Hz	220-240V ~ 50Hz 100-120V ~ 60Hz
G.W./N.W.(kg)	8.9/7.9	14.3/13.3	9.7/8.7
Packing Size(mm)	361×328×615	361×328×615	361×328×615
Load Quantity(pcs)	960pcs/40'H 846pcs/40' 412pcs/20'	960pcs/40'H 846pcs/40' 412pcs/20'	960pcs/40'H 846pcs/40' 412pcs/20'

※ Max water temperature : 60℃

Reference Symbol: "R"-Reel "H"-Big handle "S"-Soap bottle

Features

- 3 Axial-piston wobble-plate pump
- Tempered stainless steel plungers
- Automatic safety valve with pressure shut-off at pump head
- With induction motor, longer life time
- Electric motor with overload cutout
- 2-rate water flow adjustment
- 2 steps pressure washer gun, can use the soap cleaning function when in lower pressure step(optional)
- The machine stops automatically after the water gun stops(auto-stop function)
- Power supply cord length 5m(Standard Equipment)
- Built-in detergent bottle

Features

- 3 Axial-piston wobble-plate pump
- Tempered stainless steel plungers
- Automatic safety valve with pressure shut-off at pump head
- Electric motor with overload cutout
- Induction motor or brush can be chosen form
- 2-rate water flow adjustment
- 2 steps pressure washer gun, can use the soap cleaning function when in lower pressure step(optional)
- The machine stops automatically after the water gun stops(auto-stop function)
- Power supply cord length 5m(Standard Equipment)
- Built-in detergent bottle (optional)

Configuration/Technical Data

	HP11140L	HP11160L	HP11140XS	HP11160XS
Motor	Brush	Brush	Brush	Brush
Power	1400W	1600W	1400W	1600W
Rated Pressure	70bar(1050psi)	85bar(1250psi)	70bar(1050psi)	85bar(1250psi)
Allowable Pressure	105bar(1550psi)	120bar(1750psi)	105bar(1550psi)	120bar(1750psi)
Rated Flow	6.0L/min(1.59gpm)	6.0L/min(1.59gpm)	6.0L/min(1.59gpm)	6.0L/min(1.59gpm)
Volt(V)/Freq(Hz)	220-240V ~ 50Hz 100-120V ~ 60Hz	220-240V ~ 50Hz 100-120V ~ 60Hz	220-240V ~ 50Hz 100-120V ~ 60Hz	220-240V ~ 50Hz 100-120V ~ 60Hz
G.W./N.W.(kg)	6.2/5.7	6.8/6.0	7.0/6.0	7.0/6.0
Packing Size(mm)	265×248×500	265×248×500	265×248×500	265×248×500
Load Quantity(pcs)	2049pcs/40'H 1778pcs/40' 862pcs/20'	2049pcs/40'H 1778pcs/40' 862pcs/20'	2049pcs/40'H 1778pcs/40' 862pcs/20'	2049pcs/40'H 1778pcs/40' 862pcs/20'

※ Max water temperature : 60℃

Reference Symbol: "L"-Wheel "XS"-With wheel & rotated handle

Recommended Standard Accessories



LDG04 SPRAY GUN



LANCE



HP HOSE



HP11140L/11160L HP11140XS/11160XS



CONVENIENT FOR CARRYING COLD WATER FOR OCCASIONAL USAGE ACCESSORIES HOLDER HOSE HOLDER HANDLE CAN BE ROTATED INSPECTABLE WATER INTAKE FILTER

Features

- 3 Axial-piston wobble-plate pump
- Tempered stainless steel plungers
- Automatic safety valve with pressure shut-off at pump head
- With brush motor, lighter weight
- Electric motor with overload cutout
- 2-rate water flow adjustment
- The machine stops automatically after the water gun stops(auto-stop function)
- Power supply cord length 5m(Standard Equipment)

HIGH PRESSURE WASHER

HP11140L
HP11160L
HP11140XS
HP11160XS

Patent NO: 201130088506.X

Optional Color

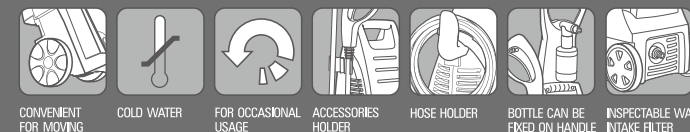


HIGH PRESSURE WASHER

HP11140DS
HP11160DS

Patent NO: 201130088506.X

Optional Color



CONVENIENT FOR MOVING COLD WATER FOR OCCASIONAL USAGE ACCESSORIES HOLDER HOSE HOLDER BOTTLE CAN BE FIXED ON HANDLE INSPECTABLE WATER INTAKE FILTER

Recommended Standard Accessories



LDG04 SPRAY GUN



LANCE



HP HOSE

Configuration/Technical Data

	HP11140DS	HP11160DS
Motor	Brush	Brush
Working Pressure	1400W	1600W
Rated Pressure	70bar(1050psi)	85bar(1250psi)
Allowable Pressure	105bar(1550psi)	120bar(1750psi)
Rated Flow	6.0L/min(1.59gpm)	6.0L/min(1.59gpm)
Volt(V)/Freq.(Hz)	220-240V ~ 50Hz 100-120V ~ 60Hz	220-240V ~ 50Hz 100-120V ~ 60Hz
G.W./N.W.(kg)	7.0/6.0	7.3/6.3
Packing Size(mm)	285×248×500	285×248×500
Load Quantity(pcs)	1925pcs/40'H 1670pcs/40' 794pcs/20'	1925pcs/40'H 1670pcs/40' 794pcs/20'

※ Max water temperature : 60℃

Features

- 3 Axial-piston wobble-plate pump
- Tempered stainless steel plungers
- Automatic safety valve with pressure shut-off at pump head
- With brush motor, lighter weight
- Electric motor with overload cutout
- 2-rate water flow adjustment
- The machine stops automatically after the water gun stops(auto-stop function)
- Power supply cord length 5m(Standard Equipment)

Configuration/Technical Data

	HP10170	HP10175
Motor	Induction	Brush
Power	1700W	1900W
Rated Pressure	110bar(1600psi)	110bar(1600psi)
Allowable Pressure	150bar(2200psi)	150bar(2200psi)
Rated Flow	6.7L/min(1.77gpm)	7.0L/min(1.85gpm)
Volt(V)/Freq.(Hz)	220-240V ~ 50Hz 100-120V ~ 60Hz	220-240V ~ 50Hz 100-120V ~ 60Hz
G.W./N.W.(kg)	18.5/17	10.5/9.5
Packing Size(mm)	335×325×880	335×325×880
Load Quantity(pcs)	713pcs/40'H 611pcs/40' 289pcs/20'	713pcs/40'H 611pcs/40' 289pcs/20'

※ Max water temperature : 60°C

Recommended Standard Accessories



HP HOSE



Optional Color
Yellow Red Teal

HIGH PRESSURE WASHER

HP10170
HP10175



HIGH PRESSURE WASHER

HP9175/9161/9142
9146/9166

Optional Color



Recommended Standard Accessories



LDG02B SPRAY GUN

LANCE

HP HOSE



With Nozzle Holder(optional equipment)

Configuration/Technical Data

	HP9175	HP9161	HP9142	HP9146	HP9166
Motor	Brush	Brush	Brush	Induction	Induction
Power	1900W	1600W	1450W	1400W	1600W
Rated Pressure	110bar(1600psi)	90bar(1310psi)	70bar(1050psi)	95bar(1350psi)	100bar(1450psi)
Allowable Pressure	150bar(2200psi)	135bar(2000psi)	105bar(1550psi)	120bar(1750psi)	140bar(2030psi)
Rated Flow	7.0L/min(1.85gpm)	6.0L/min(1.59gpm)	6.0L/min(1.59gpm)	6.0L/min(1.59gpm)	6.0L/min(1.59gpm)
Volt(V)/Freq.(Hz)	220-240V ~ 50Hz 100-120V ~ 60Hz	220-240V ~ 50Hz 100-120V ~ 60Hz	220-240V ~ 50Hz 100-120V ~ 60Hz	220-240V ~ 50Hz 100-120V ~ 60Hz	220-240V ~ 50Hz 100-120V ~ 60Hz
G.W./N.W.(kg)	10.5/9.5	9.5/8.5	8.9/7.9	14.2/13.2	15.2/14.2
Packing Size(mm)	335×325×865	335×325×865	335×325×865	335×325×865	335×325×865
Load Quantity(pcs)	714pcs/40'H 611pcs/40' 289pcs/20'	714pcs/40'H 611pcs/40' 289pcs/20'	714pcs/40'H 611pcs/40' 289pcs/20'	714pcs/40'H 611pcs/40' 289pcs/20'	714pcs/40'H 611pcs/40' 289pcs/20'

※ Max water temperature : 60°C

Features

- 3 Axial-piston wobble-plate pump
- Tempered stainless steel plungers
- Automatic safety valve with pressure shut-off at pump head
- With induction motor, longer life time
- Electric motor with overload cutout
- 2-rate water flow adjustment
- 2 steps pressure washer gun, can use the soap cleaning function when in lower pressure step
- The machine stops automatically after the water gun stops(auto-stop function)
- Power supply cord length 5m(Standard Equipment)
- Built-in detergent bottle

Features

- 3 Axial-piston wobble-plate pump
- Tempered stainless steel plungers
- Automatic safety valve with pressure shut-off at pump head
- With induction motor, longer life time
- Electric motor with overload cutout
- 2-rate water flow adjustment
- 2 steps pressure washer gun, can use the soap cleaning function when in lower pressure step
- The machine stops automatically after the water gun stops (auto-stop function)
- Power supply cord length 5m(Standard Equipment)
- Built-in detergent bottle

Configuration/Technical Data

	HP9150	HP9170	HP9210
Motor	Induction	Induction	Induction
Power	1500W	1700W	2100W
Rated Pressure	100bar(1450psi)	110bar(1600psi)	120bar(1750psi)
Allowable Pressure	130bar(1885psi)	150bar(2200psi)	180bar(2610psi)
Rated Flow	6.7L/min(1.77gpm)	6.7L/min(1.77gpm)	7.0L/min(1.85gpm)
Volt(V)/Freq.(Hz)	220-240V ~ 50Hz 100-120V ~ 60Hz	220-240V ~ 50Hz 100-120V ~ 60Hz	220-240V ~ 50Hz 100-120V ~ 60Hz
G.W./N.W.(kg)	17.5/16	18.5/17.0	20.5/19
Packing Size(mm)	335×325×865	335×325×865	335×325×865
Load Quantity(pcs)	714pcs/40'H 611pcs/40' 289pcs/20'	714pcs/40'H 611pcs/40' 289pcs/20'	714pcs/40'H 611pcs/40' 289pcs/20'

※ Max water temperature : 60℃

HIGH PRESSURE WASHER

HP9150/9170/9210

Patent NO: 201030641616.X

Recommended Standard Accessories



LDG2A SPRAGUN



LANCE



HP HOSE



Optional Color



CONVENIENT FOR MOVING COLD WATER FOR OCCASIONAL USAGE HOSE HOLDER BUILT-IN DETERGENT BOTTLE CRADLE CAN BE INSTALLED INSPECTABLE WATER INTAKE FILTER

Patent NO:201030641616.X

Features

- 3 Axial-piston wobble-plate pump
- Tempered stainless steel plungers
- Automatic safety valve with pressure shut-off at pump head
- With induction motor, longer life time
- Electric motor with overload cutout
- 2-rate water flow adjustment
- 2 steps pressure washer gun, can use the soap cleaning function when in lower pressure step
- The machine stops automatically after the water gun stops (auto-stop function)
- Power supply cord length 5m(Standard Equipment)
- Built-in detergent bottle



HIGH PRESSURE WASHER

HP9140/9180

Patent NO: 201030641570.1

Optional Color



CONVENIENT FOR MOVING COLD WATER FOR OCCASIONAL USAGE ACCESSORIES HOLDER BUILT-IN DETERGENT BOTTLE HOSE HOLDER INSPECTABLE WATER INTAKE FILTER

Recommended Standard Accessories



LDG03A SPRAGUN



LANCE



HP HOSE

Configuration/Technical Data

	HP9140	HP9180
Motor	Induction	Brush
Power	1400W	1800W
Rated Pressure	95bar(1350psi)	110bar(1600psi)
Allowable Pressure	120bar(1750psi)	165bar(2390psi)
Rated Flow	6.0L/min(1.59gpm)	6.0L/min(1.59gpm)
Volt(V)/Freq.(Hz)	220-240V ~ 50Hz 100-120V ~ 60Hz	220-240V ~ 50Hz 100-120V ~ 60Hz
G.W./N.W.(kg)	14.5/13.7	10.5/9.1
Packing Size(mm)	345×320×690	345×320×690
Load Quantity(pcs)	882pcs/40'H 780pcs/40' 372pcs/20'	882pcs/40'H 780pcs/40' 372pcs/20'

※ Max water temperature : 60℃

Patent NO:201030641570.1

Features

- 3 Axial-piston wobble-plate pump
- Tempered stainless steel plungers
- Automatic safety valve with pressure shut-off at pump head
- Electric motor with overload cutout
- 2-rate water flow adjustment
- 2 steps pressure washer gun, can use the soap cleaning function when in lower pressure step
- The machine stops automatically after the water gun stops (auto-stop function)
- Power supply cord length 5m(Standard Equipment)
- Built-in detergent bottle

Configuration/Technical Data

	HP9160(A)	HP9145(A)
Motor	Brush	Brush
Power	1600W	1450W
Rated Pressure	85bar(1250psi)	70bar(1050psi)
Allowable Pressure	127bar(1850psi)	105bar(1550psi)
Rated Flow	6.0L/min(1.59gpm)	6.0L/min(1.59gpm)
Volt(V)/Freq(Hz)	220-240V~ 50Hz 100-120V~ 60Hz	220-240V~ 50Hz 100-120V~ 60Hz
G.W./N.W.(kg)	7.6/7.0	7.1/6.5
Packing Size(mm)	265×265×515	265×265×515
Load Quantity(pcs)	1877pcs/40'H 1684pcs/40' 823pcs/20'	1877pcs/40'H 1684pcs/40' 823pcs/20'

※ Max water temperature : 60°C

Reference Symbol: "W" wheel and pulling rod

HIGH PRESSURE WASHER

HP9145(A)/9160(A)

Patent NO: 201030641569.9

Optional Color



Recommended Standard Accessories



LDG03 SPRAGUN



LANCE



HP HOSE



With wheel or stand bar (optional equipment)



Patent NO:2012301876626

Features

- 3 Axial-piston wobble-plate pump
- Tempered stainless steel plungers
- Automatic safety valve with pressure shut-off at pump head
- With induction motor, longer life time
- Electric motor with overload cutout
- 2-rate water flow adjustment
- The machine stops automatically after the water gun stops (auto-stop function)
- Power supply cord length 5m(Standard Equipment)
- Built-in detergent bottle



HIGH PRESSURE WASHER

HP8140/8180

Patent NO: 200630014188.1

Optional Color



Recommended Standard Accessories



LDG03A SPRAY GUN



LANCE



HP HOSE

Configuration/Technical Data

	HP8140	HP8180
Motor	Induction	Brush
Power	1400W	1800W
Rated Pressure	95bar(1350psi)	110bar(1600psi)
Allowable Pressure	120bar(1750psi)	165bar(2390psi)
Rated Flow	6.0L/min(1.59gpm)	6.0L/min(1.59gpm)
Volt(V)/Freq.(Hz)	220-240V ~ 50Hz 100-120V ~ 60Hz	220-240V ~ 50Hz 100-120V ~ 60Hz
G.W./N.W.(kg)	14.5/13.5	14/13
Packing Size(mm)	345×320×690	345×320×690
Load Quantity(pcs)	882pcs/40'H 780pcs/40' 372pcs/20'	882pcs/40'H 780pcs/40' 372pcs/20'

※ Max water temperature : 60°C

Features

- 3 Axial-piston wobble-plate pump
- Tempered stainless steel plungers
- Automatic safety valve with pressure shut-off at pump head
- Electric motor with overload cutout
- 2-rate water flow adjustment
- 2 steps pressure washer gun, can use the soap cleaning function when in lower pressure step
- The machine stops automatically after the water gun stops (auto-stop function)
- Power supply cord length 5m(Standard Equipment)
- Built-in detergent bottle

Configuration/Technical Data

	HP8170	HP8210
Motor	Induction	Induction
Power	1700W	2100W
Rated Pressure	110bar(1600psi)	120bar(1750psi)
Allowable Pressure	150bar(2200psi)	180bar(2610psi)
Rated Flow	6.7L/min(1.77gpm)	7.0L/min(1.85gpm)
Volt(V)/Freq.(Hz)	220-240V~50Hz 100-120V~60Hz	220-240V~50Hz 100-120V~60Hz
G.W./N.W.(kg)	18.5/17	20.5/19
Packing Size(mm)	335×325×865	335×325×865
Load Quantity(pcs)	714pcs/40'H 611pcs/40' 289pcs/20'	714pcs/40'H 611pcs/40' 289pcs/20'

※ Max water temperature : 60℃

HIGH PRESSURE WASHER

HP8170/8210

Patent NO: 200630014191.3

Recommended Standard Accessories



LDG02A SPRAY GUN



LANCE



HP HOSE



Optional Color



CONVENIENT FOR MOVING COLD WATER FOR OCCASIONAL USAGE BUILT-IN DETERGENT BOTTLE HOSE HOLDER INSPECTABLE WATER INTAKE FILTER

Features

- 3 Axial-piston wobble-plate pump
- Tempered stainless steel plungers
- Automatic safety valve with pressure shut-off at pump head
- With induction motor, longer life time
- Electric motor with overload cutout
- 2-rate water flow adjustment
- 2 steps pressure washer gun, can use the soap cleaning function when in lower pressure step(optional)
- The machine stops automatically after the water gun stops (auto-stop function)
- Power supply cord length 5m(Standard Equipment)
- Built-in detergent bottle



HIGH PRESSURE WASHER

HP8145(A)/8160(A)

Patent NO:200630014192.8

Optional Color



CONVENIENT FOR CARRYING COLD WATER FOR OCCASIONAL USAGE ACCESSORIES HOLDER HOSE HOLDER LONGER ROD CAN BE MOUNTED INSPECTABLE WATER INTAKE FILTER

Recommended Standard Accessories



LDG03 SPRAY GUN



LANCE



HP HOSE



With wheel or stand bar (optional equipment)

Configuration/Technical Data

	HP8145(A)	HP8160(A)
Motor	Brush	Brush
Power	1450W	1600W
Rated Pressure	70bar(1050psi)	85bar(1250psi)
Allowable Pressure	105bar(1550psi)	127bar(1850psi)
Rated Flow	6.0L/min(1.59gpm)	6.0L/min(1.59gpm)
Volt(V)/Freq.(Hz)	220-240V~50Hz 100-120V~60Hz	220-240V~50Hz 100-120V~60Hz
G.W./N.W.(kg)	14.1/12.7	10.1/8.7
Packing Size(mm)	265×265×515	265×265×515
Load Quantity(pcs)	1877pcs/40H' 1684pcs/40' 823pcs/20'	1877pcs/40H' 1684pcs/40' 823pcs/20'

※ Max water temperature : 60℃

Reference Symbol: "A"-Wheel or longer rod

Features

- Delicated shape, easy to carry and convenient to use.
- 3 Axial-piston wobble-plate pump
- Tempered stainless steel plungers
- Automatic safety valve with pressure shut-off at pump head
- With induction motor, longer life time
- Electric motor with overload cutout
- 2-rate water flow adjustment
- The machine stops automatically after the water gun stops (auto-stop function)
- Power supply cord length 5m(Standard Equipment)

Configuration/Technical Data Configuration/Technical Data

	HP7145(A)	HP7160(A)
Motor	Brush	Brush
Power	1450W	1600W
Rated Pressure	70bar(1050psi)	85bar(1250psi)
Allowable Pressure	105bar(1550psi)	127bar(1850psi)
Rated Flow	6.0L/min(1.59gpm)	6.0L/min(1.59gpm)
Volt(V)/Freq.(Hz)	220-240V~50Hz 100-120V~60Hz	220-240V~50Hz 100-120V~60Hz
G.W./N.W.(kg)	7.1/6.5	7.6/7.0
Packing Size(mm)	265×255×515	265×255×515
Load Quantity(pcs)	1934pcs/40'H 1750pcs/40' 854pcs/20'	1934pcs/40'H 1750pcs/40' 854pcs/20'

※ Max water temperature : 60℃

HIGH PRESSURE WASHER

HP7145(A)/7160(A)

Patent NO: 201030287508.7

Recommended Standard Accessories



LDG03 SPRAY GUN



LANCE



HP HOSE



With wheel or stand bar (optional equipment)



CONVENIENT FOR MOVING COLD WATER FOR OCCASIONAL USAGE ACCESSORIES HOLDER HOSE HOLDER LONGER ROD CAN BE MOUNTED INSPECTABLE WATER INTAKE FILTER

Features

- Delicately shaped, easy to carry and convenient to use.
- 3 Axial-piston wobble-plate pump
- Tempered stainless steel plungers
- Automatic safety valve with pressure shut-off at pump head
- Electric motor with overload cutout
- 2-rate water flow adjustment
- The machine stops automatically after the water gun stops (auto-stop function)
- Power supply cord length 5m(Standard Equipment)



HIGH PRESSURE WASHER

HP6140

Patent NO:200630014189.6

Optional Color



CONVENIENT FOR MOVING COLD WATER FOR OCCASIONAL USAGE ACCESSORIES HOLDER HOSE HOLDER INSPECTABLE WATER INTAKE FILTER

Recommended Standard Accessories



LDG03A SPRAY GUN



LANCE



HP HOSE

Configuration/Technical Data

	HP6140
Motor	Induction
Power	1400W
Rated Pressure	95bar(1350psi)
Allowable Pressure	120bar(1750psi)
Rated Flow	6.0L/min(1.59gpm)
Volt(V)/Freq.(Hz)	220-240V~50Hz 100-120V~60Hz
G.W./N.W.(kg)	14.5/13.5
Packing Size(mm)	405×275×520
Load Quantity(pcs)	1160pcs/40'H 1004pcs/40' 488pcs/20'

※ Max water temperature : 60℃

Features

- 3 Axial-piston wobble-plate pump
- Tempered stainless steel plungers
- Automatic safety valve with pressure shut-off at pump head
- With induction motor, longer life time
- Electric motor with overload cutout
- Adjustable water shape to meet the needs of various functions of washing ; fan-shaped, conical and linear available
- Power supply cord length 5m(Standard Equipment)
- 2-rate water flow adjustment
- 2 steps pressure washer gun, can use the soap cleaning function when in lower pressure step
- The machine stops automatically after the water gun stops (auto-stop function)
- Built-in detergent bottle

Configuration/Technical Data

Configuration/Technical Data

	HP6170
Motor	Induction
Power	1700W
Rated Pressure	110bar(1600psi)
Allowable Pressure	150bar(2200psi)
Rated Flow	6.7L/min(1.77gpm)
Volt(V)/Freq.(Hz)	220-240V ~ 50Hz 100-120V ~ 60Hz
G.W./N.W.(kg)	20.5/19
Packing Size(mm)	395×330×615
Load Quantity(pcs)	867pcs/40'H 738pcs/40' 357pcs/20'

※ Max water temperature : 60°C

Recommended Standard Accessories



Optional Color

HIGH PRESSURE WASHER

HP6170

Patent NO:200630002930.7



HIGH PRESSURE WASHER

HP5145/5160

Patent NO: 200630002931.1

Optional Color



Recommended Standard Accessories



Configuration/Technical Data

	HP5145	HP5160
Motor	Brush	Brush
Power	1450W	1600W
Rated Pressure	70bar(1050psi)	85bar(1250psi)
Allowable Pressure	105bar(1550psi)	127bar(1850psi)
Rated Flow	6.0L/min(1.59gpm)	6.0L/min(1.59gpm)
Volt(V)/Freq.(Hz)	220-240V ~ 50Hz 100-120V ~ 60Hz	220-240V ~ 50Hz 100-120V ~ 60Hz
G.W./N.W.(kg)	7.0/6.4	7.5/6.9
Packing Size(mm)	262×226×500	262×226×500
Load Quantity(pcs)	2239pcs/40'H 1979pcs/40' 959pcs/20'	2239pcs/40'H 1979pcs/40' 959pcs/20'

※ Max water temperature : 60°C

Features

- 3 Axial-piston wobble-plate pump
- Tempered stainless steel plungers
- Automatic safety valve with pressure shut-off at pump head
- Electric motor with overload cutout
- 2-rate water flow adjustment
- 2 steps pressure washer gun, can use the soap cleaning function when in lower pressure step
- The machine stops automatically after the water gun stops (auto-stop function)
- Power supply cord length 5m(Standard Equipment)
- Built-in detergent bottle

Features

- Portable and upright style, one-piece machine with handle
- 3 Axial-piston wobble-plate pump
- Tempered stainless steel plungers
- Automatic safety valve with pressure shut-off at pump head
- Electric motor with overload cutout
- Power supply cord length 5m(Standard Equipment)
- Adjustable water shape to meet the needs of various functions of washing: fan-shaped, conical and linear available
- The machine stops automatically after the water gun stops (auto-stop function)

Configuration/Technical Data

	HP2130
Motor	Brush
Power	1300W
Rated Pressure	70bar(1050psi)
Allowable Pressure	105bar(1550psi)
Rated Flow	5.3L/min(1.40gpm)
Volt(V)/Freq.(Hz)	220-240V ~ 50Hz 100-120V ~ 60Hz
G.W./N.W.(kg)	7.5/6.5
Packing Size(mm)	470×220×255
Load Quantity(pcs)	2399pcs/40'H 2159pcs/40' 1079pcs/20'

※ Max water temperature : 60°C

Configuration/Technical Data

HIGH PRESSURE WASHER HP2130

Patent NO:200730154249.9

Optional Color



Recommended Standard Accessories



LDG04 SPRAY GUN



LANCE



HP HOSE



Optional Color



Spray Gun



LDG01 (Metal)



LDG01B



LDG02A



LDG02B



LDG06(3 Section type, mini size)



LDG07

Turbo Lance



2#

3#

Angle Turbo Lance



1#

Spray Mouth



4#

Spray Mouth



5#

6#

5 in 1 nozzle



5 color nozzle



0° nozzle 15° nozzle 25° nozzle 40° nozzle the liquid suction nozzle

Quick Nozzle



High Pressure Hose



1#



2#



3# (Metal hose)



1# (2cm)



2# (5cm)

Water Inlet

Extended hose



Sandblasting hose



Foam spraying mouth



Sewage cleaning hose



Features

- Bionic portable appearance design, small and lighter, more easy to use and storage.
- 3 Axial-piston wobble-plate pump
- Tempered stainless steel plungers
- Automatic safety valve with pressure shut-off at pump head
- Electric motor with overload cutout
- Power supply cord length 5m(Standard Equipment)
- Adjustable water shape to meet the needs of various functions of washing :fan-shaped, conical and linear available
- The machine stops automatically after the water gun stops (auto-stop function)

Detergent Bottle



1# 2#

Foam Producer



3# 4# 5# 6#

Quick Connector



4111 4030 4113

Filter



1# 2# 3# 4#

American type hose connector



5# 2# 7#

Connector



2# 4# 6# 9# 16#

Inlet Screw



4014 4012

Rotary Brush



Angle Rotary Brush



Fix Brush



Rag



Floor Brush



5# (15 ")



3# (9 ")For LDG02 Gun



3# (9 ")For LDG03 Gun

Our company is pursuing the perfect of product,and improving the quality of product constantly.
The product in this catalogue may be improved without separate advice